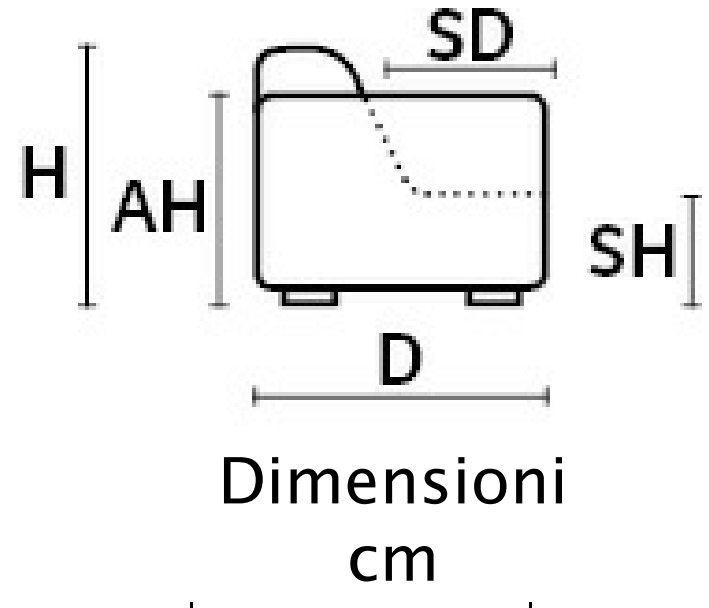


LEA




Dimensioni
cm
D 104 | H 85 | AH 60 | SH 46 | SD 54


TECHNICAL DESCRIPTION

Dicker stich und Kontrastnaht:	Verfügbar	- Option 1:	Edelstahl
Gestell:	Hartholzrahmen für zusätzliche Festigkeit	- Option 2:	Matt bronziert
Sitz un ruchenkissen:	ökologischer Polyurethanschaum, memory schaum und bedeckt mit einer Schicht Dacronwatte	- Option 3:	Mattschwarz
Sitz und ruckendeferung:	Verstärktes elastisches webbing		

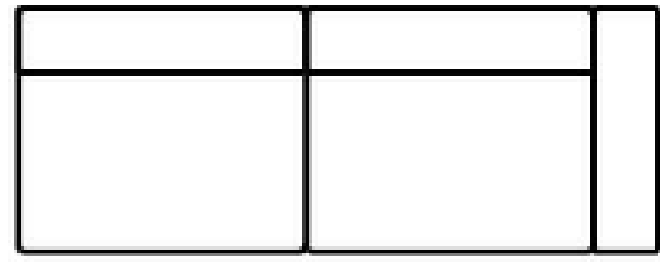
MAXI SEAT (VERSION OF THE GROUP HAVE THE SAME SEAT WIDTH)



W 237
V314 2,5-SITZER MAXI (AL LINKS+RECHTS)




W 206
V316 2,5-SITZER MAXI (AL LINKS)




W 206
V317 2,5-SITZER MAXI (AL RECHTS)

MEDIUM SEAT (VERSION OF THE GROUP HAVE THE SAME SEAT WIDTH)




W 217
V300 2,5-SITZER KLEIN (AL LINKS+RECHTS)

SMALL SEAT (VERSION OF THE GROUP HAVE THE SAME SEAT WIDTH)

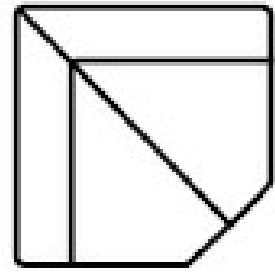


W 197
V214 ZWEISITZER MAXI (AL LINKS+RECHTS)

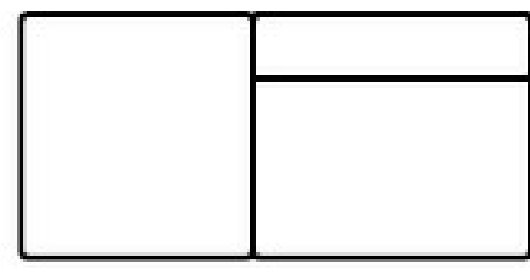
JOLLY (CAN BE COMBINED WITH ALL THE VERSION GROUP)



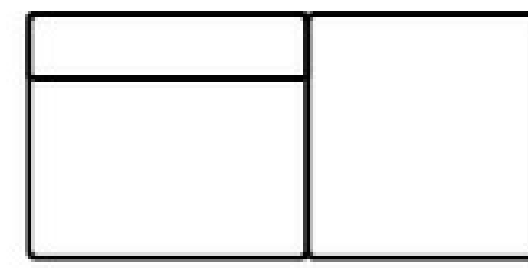
W 96
V100 SESSEL FEST



W 136
D 136
V400 RUNDECKE



W 154
V112 ELEMENT 1ER MIT AUßENHOCKER LINKS



W 113
V113 ELEMENT 1ER MIT AUßENHOCKER RECHTS



Edelstahl:
Edelstahl



Matt bronziert:
Matt bronziert



Matts chwarz:
Matts chwarz

