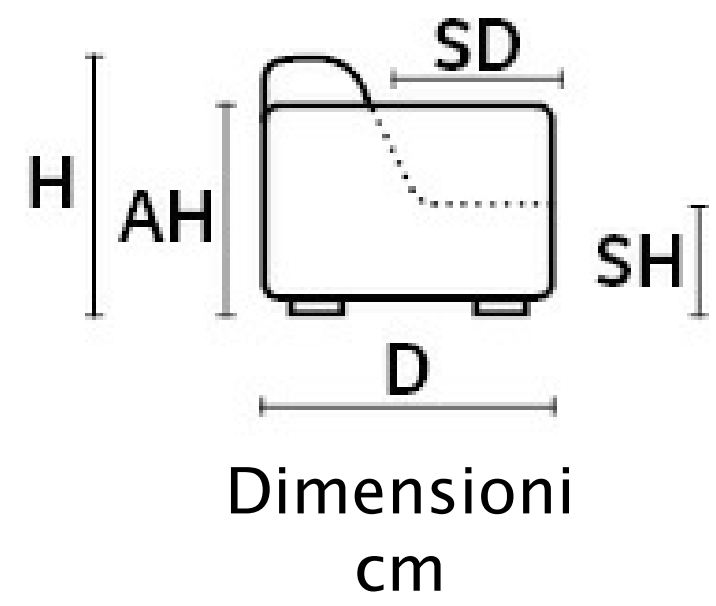


# IRIDE



## TECHNICAL DESCRIPTION

Dicker stich und Kontrastnaht:

Verfügbar

Verstellung:

Jedes Sofa verfügt über zwei separate Motoren, einen für die Kopfstütze(Ktv) und einen für die Fußtütze(Relax)  
Verfügbar nur auf Anfrage auf Konsole  
Edelstahl  
Bronze

Gestell:

Hartholzrahmen für zusätzliche Festigkeit

Akku:

Sitz und rückenfederung:

Verstärktes elastisches webbing

Holztafelt:

Sitz und rückenkissen:

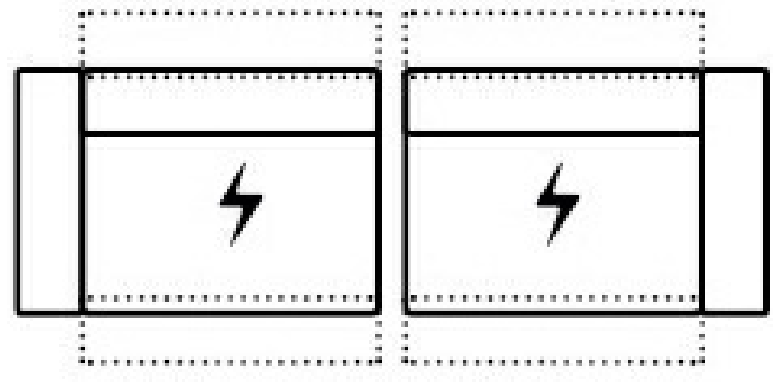
ökologischer Polyurethanschaum, bedeckt mit einer Schicht Dacronwatte

Fusse option 1:

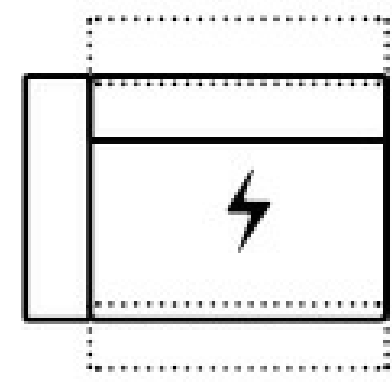
Fusse option 2:

D 113|MD 180|H 89|AH 66|SH 49|SD 55|MH 103

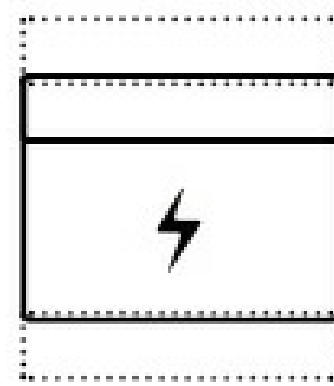
### MAXI SEAT (VERSION OF THE GROUP HAVE THE SAME SEAT WIDTH)



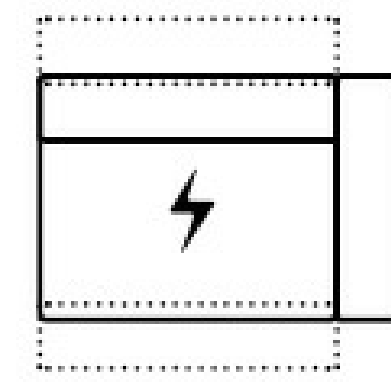
W 238  
V106+V108 2,5-SITZER MAXI ELEKTRISCHE



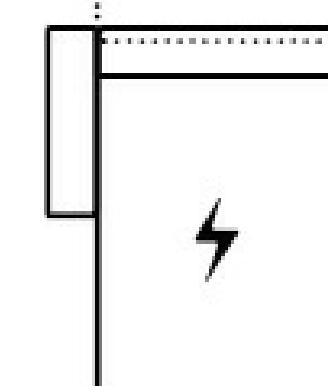
W 119  
V106 ELEMENT 1ER MAXI AL LINKS (ELEKTRISCHE KTV+RELAX)  
V121 ELEMENT 1ER MAXI AL LINKS (ELEKTRISCHE KTV)




W 85  
V119 ZWISCHENELEMENT OHNE AL + ELEKTRISCHES KTV+RELAX  
V120 ZWISCHENELEMENT OHNE AL + ELEKTRISCHES KTV



W 119  
V108 ELEMENT 1ER MAXI AL RECHTS (ELEKTRISCHE KTV+RELAX)  
V122 ELEMENT 1ER MAXI AL LINKS (ELEKTRISCHE KTV)

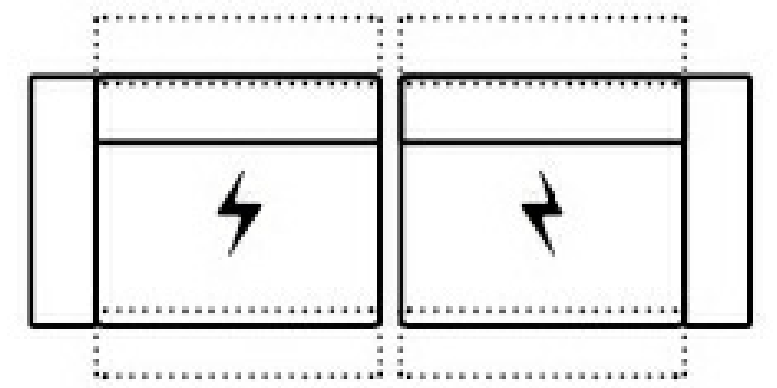


W 119  
D 175  
LONGCHAIR AL LINKS MAXI (ELEKTRISCHE KTV)

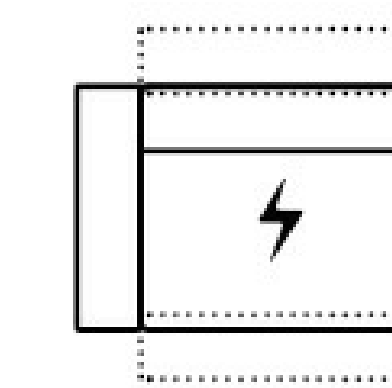


W 119  
D 175  
V507 LONGCHAIR AL RECHTS MAXI (ELEKTRISCHE KTV)


### SMALL SEAT (VERSION OF THE GROUP HAVE THE SAME SEAT WIDTH)



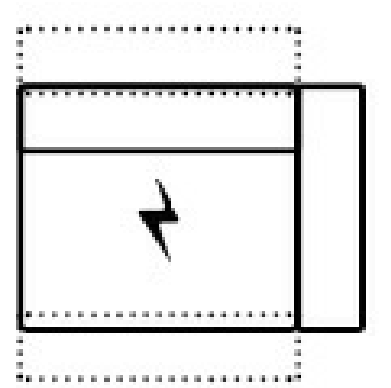
W 208  
V125+V126 ZWEISITZER MAXI ELEKTRISCHE



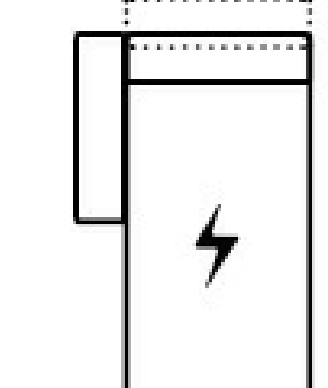
W 104  
V125 ELEMENT 1ER AL LINKS KLEIN (ELEKTRISCHE KTV+RELAX)  
V127 ELEMENT 1ER AL LINKS KLEIN (ELEKTRISCHE KTV)



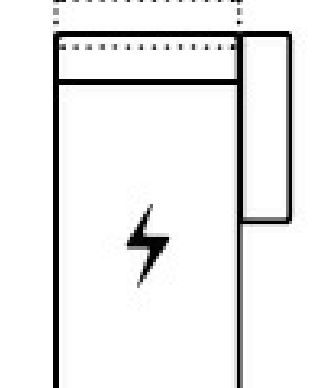
W 70  
V123 ZWISCHENELEMENT OHNE AL KLEIN (ELEKTRISCHE KTV+RELAX)  
V124 ZWISCHENELEMENT OHNE AL KLEIN (ELEKTRISCHE KTV)



W 104  
V126 ELEMENT 1ER AL RECHTS KLEIN (ELEKTRISCHE KTV+RELAX)  
V128 ELEMENT 1ER AL RECHTS KLEIN (ELEKTRISCHE KTV)

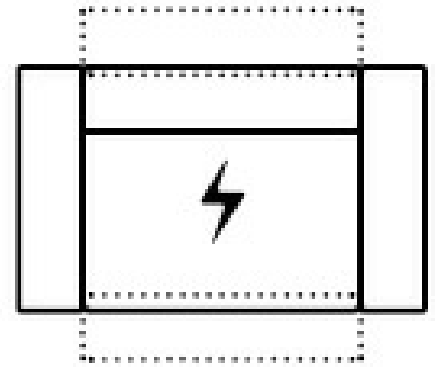


W 104  
D 175  
V508 LONGCHAIR AL LINKS KLEIN (ELEKTRISCHE KTV)

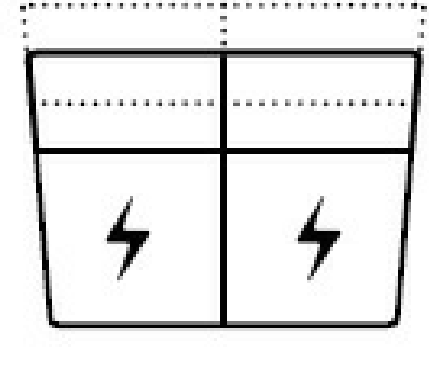


W 104  
D 175  
V509 LONGCHAIR AL RECHTS KLEIN (ELEKTRISCHE KTV)

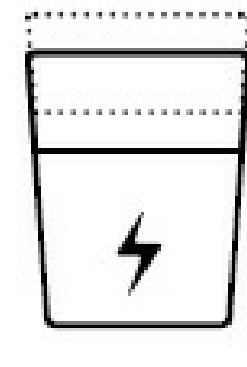
### JOLLY (CAN BE COMBINED WITH ALL THE VERSION GROUP)



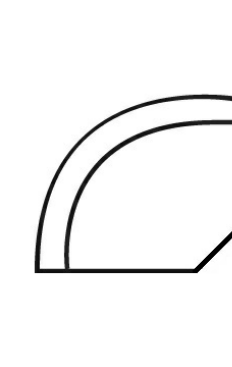
W 111  
V104 RELAXDREHSESSEL MOTORISCH  
V150 RELAXDREHSESSEL MIT ELEKTRISCHER KOPFSTÜTZE (KTV)



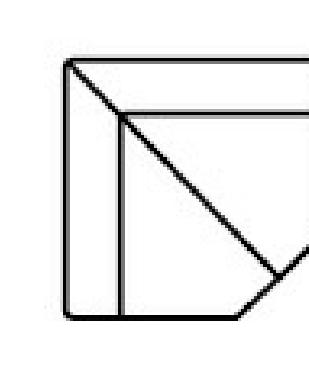
W 133  
MW 166  
V251 ELEMENT 2ER TRAPEZSOFA 45°




W 67  
MW 100  
V160 ELEMENT 1ER TRAPEZ 45° (ELEKTRISCHE KTV)



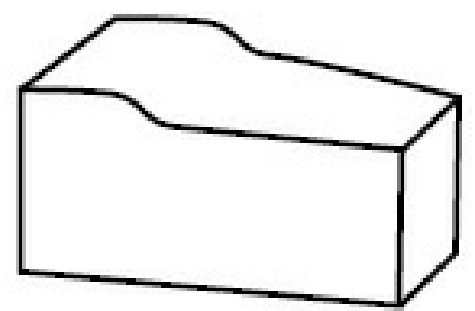
W 137  
D 137  
V400 RUNDECKE



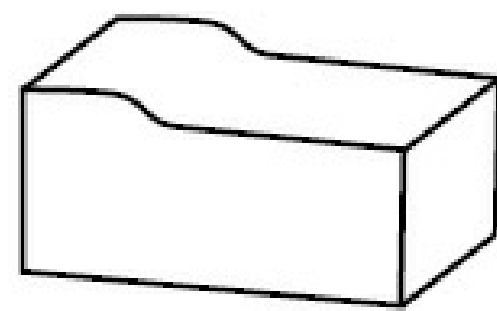
W 137  
D 137  
V414 SPITZECKE 90°



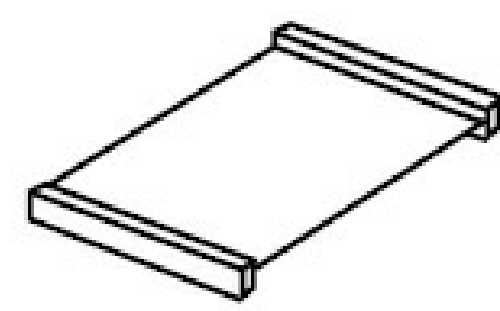
W 90  
D 75  
V600 HOCKER KLEIN



W 33  
MW 53  
H 56  
MH 66  
V620 ZWISCHENKONSOLE TRAPEZ



W 52  
H 56  
MH 67  
V621 ZWISCHENKONSOLE GRADE KLEIN



V701 KONSOLENTISCH LOSE (TABLETT)



Edelstahl:  
Edelstahl



Bronze:  
Bronze



:

