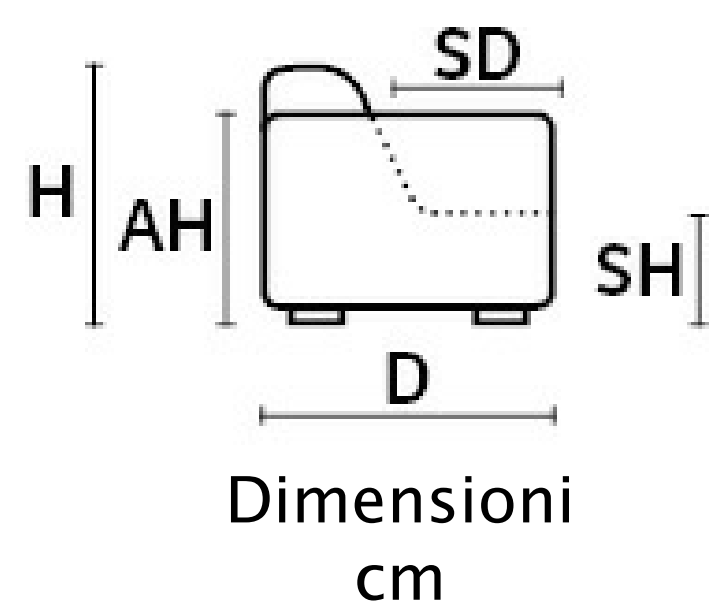


SMART

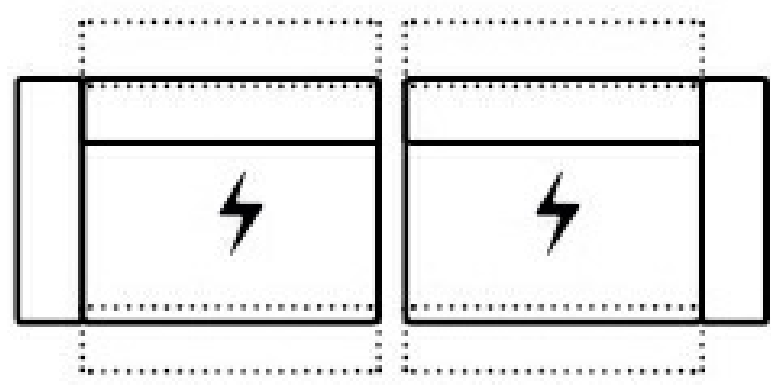


D 112|MD 170|H 84|AH 71|SH 47|SD 60|MH 103

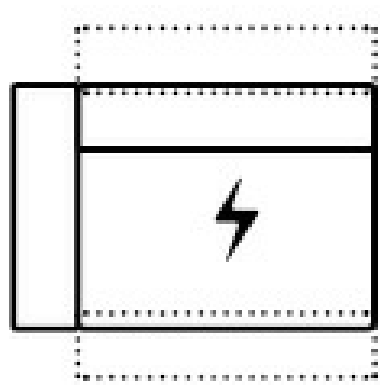
TECHNICAL DESCRIPTION

Dicker stitch und Kontrastnaht:	Typ C Verfügbar	Kissen abnehmbar:	Nicht Verfügbar
Gestell:	Hartholzrahmen für zusätzliche Festigkeit	Akku:	Verfügbar
Sitz und rückenfederung:	Verstärktes elastisches webbing	Tassenhalter:	Optional bei den Versionen V613 und V614 erhältlich
Sitz und ruchenkissen:	ökologischer Polyurethanschaum, Griechische Federsuspensionen mit einer Schicht memory schaum	Fusse option 1:	Edelstahl
	Jedes Sofa verfügt über zwei separate Motoren, einen für die Kopfstütze(Ktv) und einen für die Fußtütze(Relax). Ratschen	Fusse option 2:	Bronze
Verstellung:			

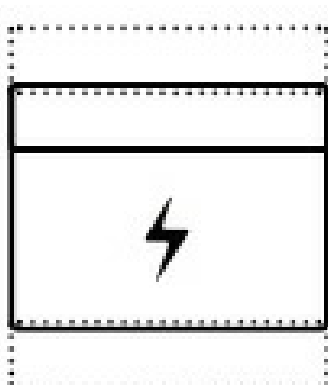
MAXI SEAT (VERSION OF THE GROUP HAVE THE SAME SEAT WIDTH)



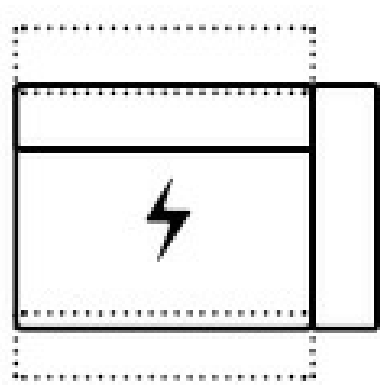
W 200
MW 240
V106+V108 2,5-SITZER MAXI ELEKTRISCHE



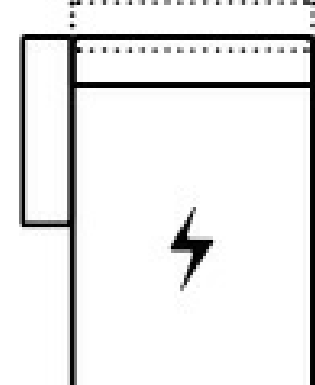
W 100
MW 120
V106 ELEMENT 1ER MAXI AL LINKS (ELEKTRISCHE KTV+RELAX)
V121 ELEMENT 1ER MAXI AL LINKS (ELEKTRISCHE KTV)




W 87
V119 ZWISCHENELEMENT OHNE AL + ELEKTRISCHES KTV+RELAX
V120 ZWISCHENELEMENT OHNE AL + ELEKTRISCHES KTV



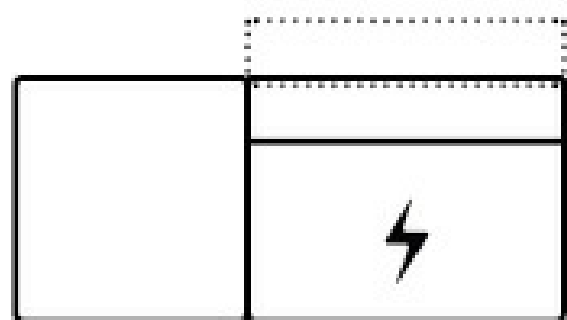
W 100
MW 120
V108 ELEMENT 1ER MAXI AL RECHTS (ELEKTRISCHE KTV+RELAX)
V122 ELEMENT 1ER MAXI AL LINKS (ELEKTRISCHE KTV)



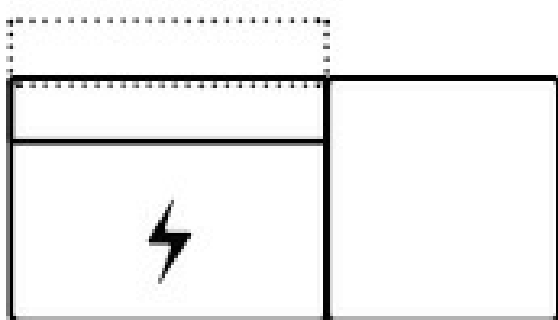
W 100
MW 120
D 175
V506 LONGCHAIR AL LINKS MAXI (ELEKTRISCHE KTV)



W 100
MW 120
D 175
V507 LONGCHAIR AL RECHTS MAXI (ELEKTRISCHE KTV)

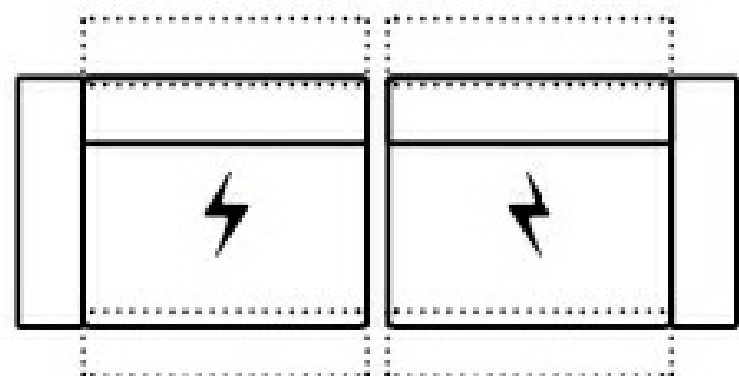


W 155
V166 MERIDIAN SESSEL MAXI NACH LINKS ELEKTRISCHE KOPFSTUTZE

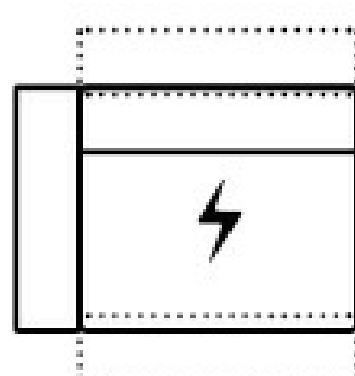


W 155
V167 MERIDIAN SESSEL MAXI NACH RECHTS ELEKTRISCHE KOPFSTUTZE


SMALL SEAT (VERSION OF THE GROUP HAVE THE SAME SEAT WIDTH)



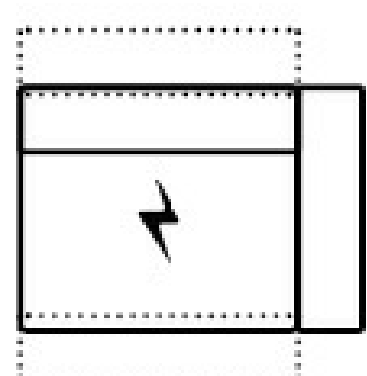
W 170
MW 210
V125+V126 ZWEISITZER MAXI ELEKTRISCHE



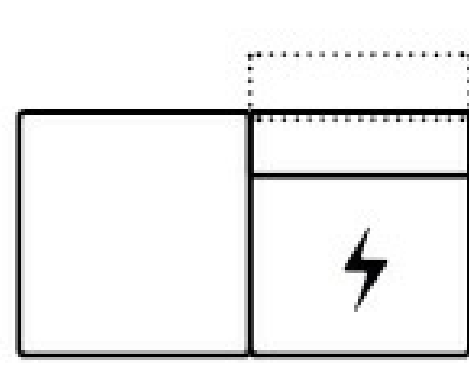
W 85
MW 105
V125 ELEMENT 1ER AL LINKS KLEIN (ELEKTRISCHE KTV+RELAX)
V127 ELEMENT 1ER AL LINKS KLEIN (ELEKTRISCHE KTV)



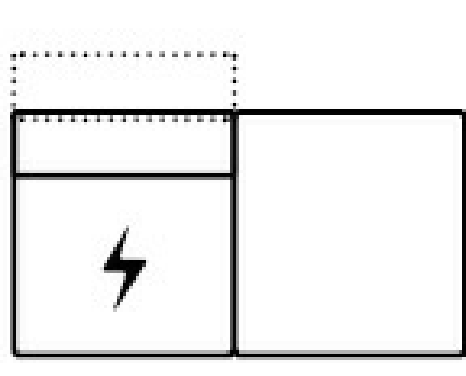
W 72
V123 ZWISCHENELEMENT OHNE AL KLEIN (ELEKTRISCHE KTV+RELAX)
V124 ZWISCHENELEMENT OHNE AL KLEIN (ELEKTRISCHE KTV)



W 85
MW 105
V126 ELEMENT 1ER AL RECHTS KLEIN (ELEKTRISCHE KTV+RELAX)
V128 ELEMENT 1ER AL RECHTS KLEIN (ELEKTRISCHE KTV)

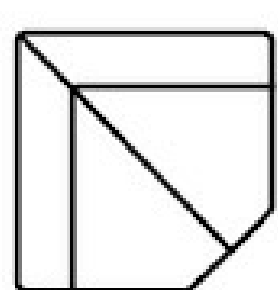


W 140
V168 MERIDIAN SESSEL MINI NACH LINKS ELEKTRISCHE KOPFSTUTZE

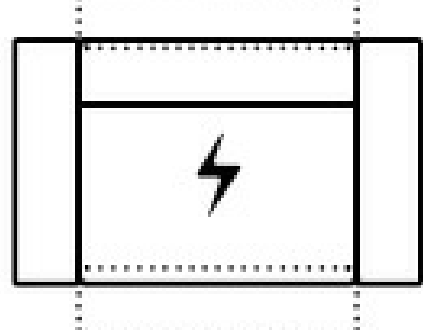


W 140
V169 MERIDIAN SESSEL MINI NACH RECHTS ELEKTRISCHE KOPFSTUTZE

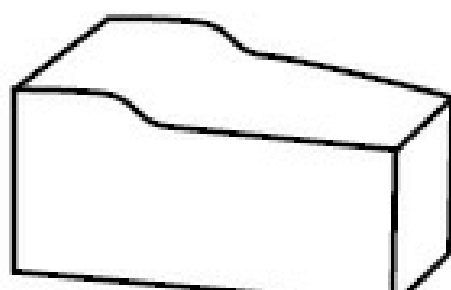
JOLLY (CAN BE COMBINED WITH ALL THE VERSION GROUP)



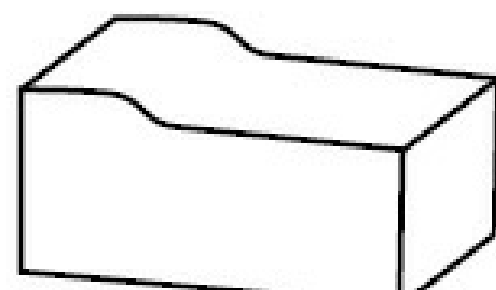
W 128
D 128
V414 SPITZECHE 90°




W 98
MW 118
V104 RELAXDREHSESSEL MOTORISCH
V150 RELAXDREHSESSEL MIT ELEKTRISCHER KOPFSTÜTZE (KTV)



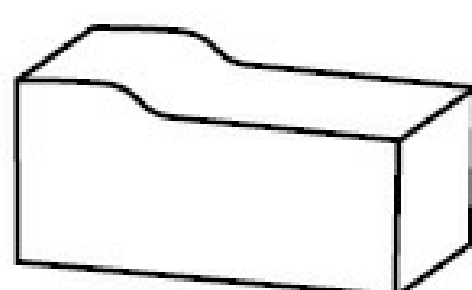
W 33
MW 51
H 56
MH 66
V620 ZWISCHENKONSOLE TRAPEZ




W 51
H 56
MH 66
V621 ZWISCHENKONSOLE GRADE KLEIN




W 22
MW 41
H 56
MH 66
V614 ZWISCHENKONSOLE GEBOGEN




W 22
H 56
MH 66
V613 ECKKONSOLE KLEIN GERADE




W 67
MW 100
V160 ELEMENT 1ER TRAPEZ 45° (ELEKTRISCHE KTV)



Edelstahl:
Edelstahl



Bronze:
Bronze



:

LEATHER COLOR SHADE DIFFERENCES: The model upholstered with some Natural leather such as Maya, Emotion, Carees and Sensation, could present in some area differences in color tones of about 5%. Such differences are not to be considered defect but an expression of the natural characteristic of the cowhide. The company reserves the right without prior notice to make technical sheets changes and/or materials for quality product improvement. Leather sofas are a handmade product and according to the leather covering selected there could be a measurement tolerance of about 2 inches (cm 5) on each sku.



