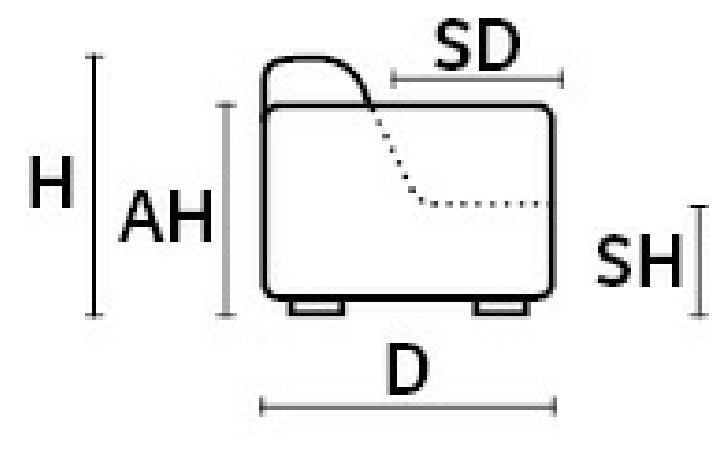


CLOUD



Dimensioni
cm

D 109 | H 85 | AH 62 | SH 45 | SD 58

TECHNICAL DESCRIPTION

Dicker Stich und
Kontrastnaht:

Verfügbar

Gestell:
Sitz und rückenkissen:

Hartholzrahmen für zusätzliche Festigkeit
ökologischer Polyurethanschaum, bedeckt
mit einer Schicht Dacronwatte

Kissen abnehmbar:

nicht möglich

Sitz und ruckendefierung:

Verstärktes elastisches webbing

Mechanism:

Schlitten option 1:


Schlitten option 2:

Entfernbarkeit nicht anwendbar


Edelstahlschlitten

Edelstahlschlitten


STANDARD



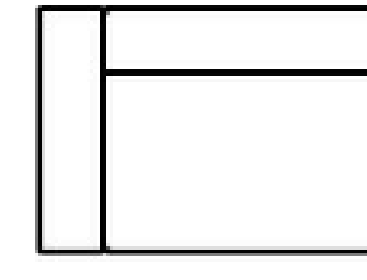
W 242
V314 2,5-SITZER MAXI (AL
LINKS+RECHTS)



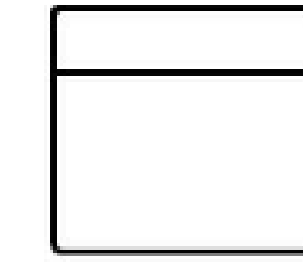
W 202
V316 2,5-SITZER MAXI (AL LINKS)




W 202
V317 2,5-SITZER MAXI (AL RECHTS)




W 121
V101 ELEMENT 1ER AL LINKS




W 80
V103 ZWISCHENELEMENT OHNE AL



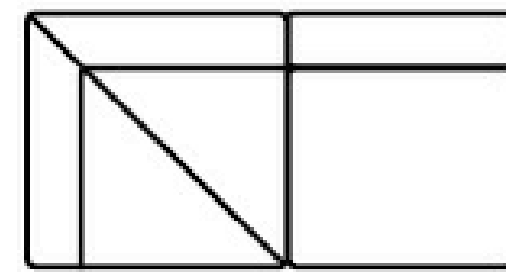
W 121
V102 ELEMENT 1ER AL RECHTS



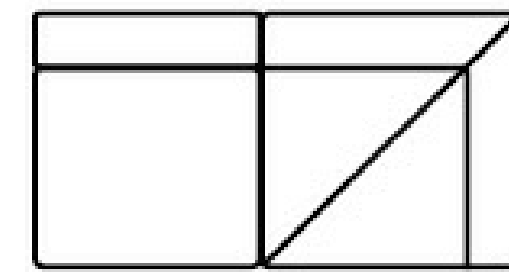
W 250
V406 LHF CORNER CHAIR MERIDIAN



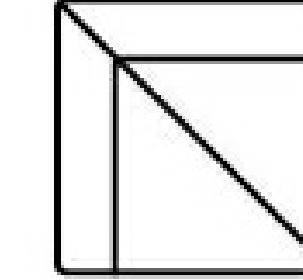
W 250
V407 RHF CORNER CHAIR MERIDIAN




W 190
V411 ECKELEMENT LINKS SESSEL




W 190
V412 ECKELEMENT RECHTS SESSEL



W 111
D 111
V400 CORNER



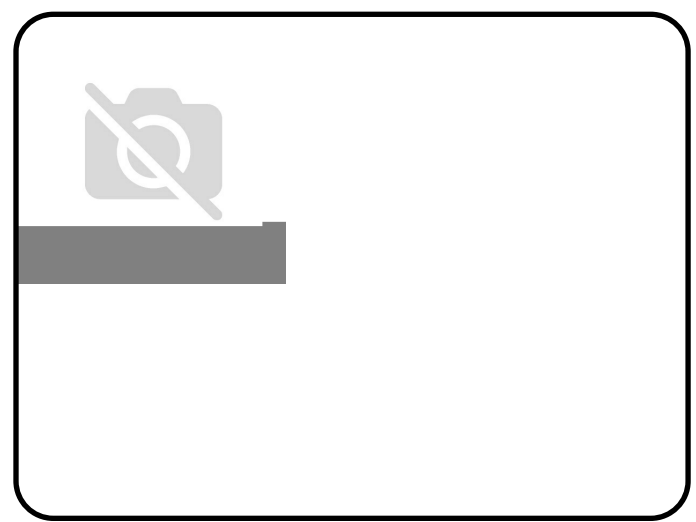
W 145
V112 ELEMENT 1ER MIT AUßENHÖCKER
LINKS




W 145
V113 ELEMENT 1ER MIT AUßENHÖCKER
RECHTS



W 110
D 65
V601 HOCKERBANK GROß



Edelstahlschlitten:
Edelstahlschlitten



Edelstahlschlitten:
Edelstahlschlitten

